

# UCLA's National Team Champions

## 1997

After being voted the pre-season No. 1, UCLA watched as Georgia assumed the role of favorites during the regular season. But when it counted the most, the Bruins proved they were worthy of their early ranking by winning the NCAA Championship.

Before UCLA even began its competition at the Super Six Team Finals, the door had opened. As the Bruins were taking a first-rotation bye, Georgia was stumbling on beam, counting two falls to essentially take the Gym Dogs out of the running. The pressure then shifted to the Bruins, who would follow on the dreaded beam.

But the Bruins were undaunted by the pressure. Leadoff competitor Susie Erickson hit a career-high 9.85 to start the ball rolling. A fall in the third position put a scare into the Bruins, but they rallied to hit their routines - Leah Homma for a 9.8, Luisa Portocarrero for a 9.825, and Stella Umeh with a spectacular 9.925 - to take themselves safely past the most nerve-racking event in the competition with a score of 49.2.

UCLA entered its third event, vault, in third place behind Michigan and Arizona State. The Bruins improved their position with strong vaulting and moved into a tie with Michigan with one rotation remaining - UCLA on bars and Michigan on floor.

With Michigan faltering on floor, the Bruins needed a 49.25 to surpass ASU for the championship. Deborah Mink started with a 9.825. Kiralee Hayashi followed with a 9.85. Lena Degteva nailed a 9.875, and Umeh followed with a 9.925. Freshman Heidi Moneymaker needed just a 9.775 to clinch the championship and scored that and more with a 9.925. Homma's 9.95 to close the competition punctuated the evening for the Bruins, who totaled a season-high 197.15, three-tenths better than ASU. The championship was the first ever for UCLA and the first for any school outside of Utah, Georgia or Alabama.



*The 1997 Bruins (clockwise, l-r) - Susie Erickson, Carmen Tausend, Lena Degteva, Heidi Moneymaker, Deborah Mink, Amy Smith, Lisa Hiley, Kiralee Hayashi, Leah Homma, Luisa Portocarrero, Stella Umeh, Andrea Fong.*

## 2000

It was a dream season for the 2000 UCLA Gymnastics Team. The Bruins started the season strong with school-record performances in the beginning of the year, and ended the season unstopplable as Pac-10, Regional and NCAA Champions.

UCLA's national championship run began in earnest at the NCAA Regional meet. After impressive performances on floor (49.55), vault (49.5) and bars (49.4), UCLA had already reached 148+ with just beam to go and looked well on its way to another regional championship in a runaway. It wasn't quite a runaway, as three Bruin falls on the beam made it interesting, but UCLA's lead was so large that it didn't matter. The Bruins placed first with a score of 197.025, .85 better than second-place Oregon State.

At the team preliminaries of the NCAA Championship, the Bruins were able to get back on their No. 1 nemesis right away, starting on the balance beam. UCLA conquered its demons, with all six gymnasts hitting their routines to give UCLA a 49.05 first-rotation score. From there, the Bruins cruised and ended up hitting 24 for 24 routines to take first place and easily qualify for the Super Six Team Finals.

UCLA received another unfavorable draw for the Super Six, starting on floor and ending on a bye after beam. But this time, the Bruins drew upon their experience at their Regional meet and performed like champions, taking the lead early and never relinquishing it.

The Bruins set the tone right away, scoring a 49.375 on floor behind a leadoff score of 9.85 from Malia Jones and a pair of 9.9s from Mohini Bhardwaj and Heidi Moneymaker. In first place after rotation one, the Bruins then moved to vault, where they scored four 9.9s (Kristin Parker, Lena Degteva, Bhardwaj and Moneymaker) to account for a 49.45 and a seven-tenths lead.

While the Bruins were on a bye in rotation three, Alabama closed to within four-tenths, and Nebraska pulled to within .425. Each subsequent Bruin routine would be critical. On bars, a 9.9 from Degteva and a 9.95 from Bhardwaj brought the Bruins a solid 49.35 score and kept their lead at seven-tenths ahead of Utah, but with the beam remaining.

As the leadoff performer, freshman Doni Thompson gave the Bruins just what they needed - a career-high 9.8. Parker followed with a 9.775, Jones recorded a 9.75, and Moneymaker provided a 9.85. After Degteva dismounted with a 9.825, UCLA knew it had done all it could do to win the title. Bhardwaj capped the meet with a 9.875 and gave UCLA a second consecutive 24 for 24 performance.

The Bruins spent the final rotation on a bye in the locker room and waited as the other schools tried to overtake their 197.3 final score. The closest competitors needed more than 49.725 (9.945 average) to tie. None of the teams came close, and UCLA won its second national title.

UCLA continued its winning ways at the Individual Event Finals, as Bhardwaj won the uneven bars title, and Degteva won the balance beam crown.



*The 2000 Bruins (clockwise, l-r) - Carly Raab, Stephanie Johnson, Doni Thompson, Valerie Velasco, Onnie Willis, Malia Jones, Alison Stoner, Lindsey Dong, Mohini Bhardwaj, Lena Degteva, Kristin Parker, Amy Young, Heidi Moneymaker.*

# UCLA's National Team Champions

## 2001

The expectations for the 2001 Bruins were sky-high. After all, the Bruins were the defending NCAA Champions and had what was generally considered the most talented team in the history of collegiate gymnastics. But it took more than just talent for UCLA to reach the top of the podium at the NCAA Championships. A strong team commitment, team chemistry, depth, resiliency and a lot of heart brought the Bruins their second consecutive national title.

The quest to repeat started off strongly after a 24-for-24 performance during the preliminary session. UCLA placed first in the afternoon session with a score of 197.625 to advance to the Super Six. Onnie Willis ended the afternoon as the all-around co-leader and saw her score stand during the evening session, making her UCLA's first-ever NCAA all-around champion.

With day one of the Championships over with, the Bruins went into the team finals wearing shirts that read "Win With Our Hearts", and they proceeded to do just that.

The Bruins showed their heart early in the competition. During the first rotation, a fall from the first competitor put the pressure on early, but the team responded with three consecutive scores of 9.9+ to end the floor rotation with a .275 lead over Georgia.

The Bruins increased their lead on vault to .35 after totaling 49.45, thanks to three scores of 9.9 or higher.

The lead evaporated to just one-tenth of a point when two of UCLA's final three competitors on bars made costly errors, and with the Bruins' final rotation being the dreaded balance beam, UCLA had to be flawless. And they were.

As home team Georgia scored a 49.5 on vault, the Bruins matched them score for score. In the leadoff position, Doni Thompson put the winning wheels in motion by starting the set with a career-high 9.9. A fall from UCLA's second competitor put the pressure on, but the Bruins responded and almost fed off the pressure.

Tousek followed with a career-high 9.95, Willis tied her career-high with a 9.9, and Maloney scored a 9.925 to set the stage for Bhardwaj. In familiar territory after having clinched the dual meet win



*The 2001 Bruins (clockwise, l-r) - Mohini Bhardwaj, Malia Jones, Stephanie Johnson, Jamie Dantzscher, Jamie Williams, Doni Thompson, Kristin Parker, Carly Raab, Valerie Velasco, Kristen Maloney, Yvonne Tousek, Jeanette Antolin, Onnie Willis, Lindsey Dong.*

against Georgia at home, Bhardwaj responded with a 9.9, well above the 9.75 she needed to move ahead of Georgia. The Bruins finished with a beam total of 49.575, the second-highest beam mark in school history, and an overall team total of 197.575, .175 ahead of Georgia.

In addition to the team and all-around titles, Tousek won the uneven bars title, and Bhardwaj capped her career by winning the floor exercise championship.

## 2003

A year after a disappointing third-place finish at the NCAA Championships, UCLA reclaimed its status as the top program in the nation, winning the NCAA title for the third time in four years.

UCLA entered the NCAA Championships in Lincoln, Neb. as the favorite and got through stage one of the Championships by placing first at the preliminaries with a score of 196.95. The Bruins did have to count a fall on beam, leaving definite room for improvement in team finals.

The Bruins were a resilient bunch in team finals. On three of the four events, UCLA had an early fall but never let it faze them, stepping up under pressure to throw out that low score.

Competing in the favored Olympic order, UCLA's night got off to a slow start when the first vaulter fell. However, the rest of the team raised their game a notch and reeled off five straight dynamic vaults to close the set with a team total of 49.35.

UCLA suffered another fall on bars in its next rotation, but again, three straight scores of 9.9 or higher to close the set negated the fall and put the Bruins ahead by two-tenths after two events.

On beam, where UCLA had suffered two falls in prelims, Bruin head coach Valorie Kondos Field employed a brilliant strategic move, putting in the extremely consistent Onnie Willis as the leadoff competitor. In her first ever leadoff performance, Willis was not only steady but spectacular, scoring a 9.925 to set the table perfectly for her teammates. UCLA reeled off scores of 9.9, 9.825, 9.85, 9.95 and 9.9 to earn a final team score of 49.525 and a .475 lead over second-place Georgia.

Heading into the final rotation, UCLA held a three-tenths lead over Alabama and needed to score 48.85 on floor to overtake Georgia. Jeanette Antolin led off with a 9.85, and seniors Kristin Parker and Malia Jones capped off their careers with a 9.875 and 9.9, respectively. A fall by Kate Richardson put some pressure on the Bruins, but with Willis and Jamie Dantzscher on deck, there was little doubt they would respond like champions. Willis earned a 9.9, and Dantzscher clinched the victory by scoring a near-perfect 9.975, which gave UCLA a final total of 197.825, .55 higher than second-place Alabama.

Richardson and Dantzscher shared the uneven bars title at the Individual Event Finals, and Richardson took home the balance beam crown.



*The 2003 Bruins (back row, l-r) - Yvonne Tousek, Alyssa Beckerman, Jamie Williams, Carly Raab, Onnie Willis, Doni Thompson, Holly Murdock, Trishna Patel. (middle row, l-r) - Malia Jones, Kristin Parker, Jamie Dantzscher, Kristen Maloney, Christy Erickson. (front row, l-r) - Kate Richardson, Christie Tedmon, Jeanette Antolin.*



# UCLA's National Team Champions

## 2004

As hosts of the NCAA Championships, the Bruins were looking for their fifth title but first on their home turf. The "Drive for Five" started in the preliminary session.

Typical of most of UCLA's past championship years, the Bruins started the meet with a fall on their first routine on vault. But in true UCLA fashion, the Bruins picked themselves up and followed through with stellar performances to discount the low score. UCLA pulled away on uneven bars, scoring a 49.65 after counting five scores of 9.875 or higher, including a 9.975 from Jamie Dantzcher, and finished the session in first place with a score of 197.675.

The Bruins started the Super Six Team Finals on floor, a less than desirable rotation order. For UCLA, however, that rotation order had seen them through NCAA titles in 2000 and 2001. The order proved to be good luck for the Bruins again, and they exceeded all expectations with a stunning record-breaking performance to keep the trophy in Westwood.

After an inconsistent regular season and a relatively shaky start to the post-season with a second-place showing at the Pac-10 Championships and a rocky final rotation at the Regionals, the Bruins picked the best time of the year to put in a near-perfect performance. They hit 24-for-24 routines, with 15 scores of 9.9 or higher and an NCAA Super Six record 198.125 final score.

UCLA started the meet with a 49.525 on floor to take a slight .75 lead over Georgia and extended the lead to .225 after scoring a 49.525 on vault for a two-round total of 99.1. The Bruins pounded out a 49.425 on bars for a three-round total of 148.525. Georgia kept the pressure on, staying .525 behind.

With the unenviable position of finishing the meet on a bye, the Bruins knew they had to score high on beam in rotation five before heading into the locker room. They did that and more, tallying a meet-high 49.6 and leaving it mathematically impossible for anyone to top their 198.125. Freshman Lori Winn kicked things off with a 9.875, and the Bruins never looked back. Christie Tedmon scored a 9.85, Jeanette Antolin and Kate Richardson stepped up with 9.95s, Yvonne Tousek scored a 9.9, and Kristen Maloney slammed the door shut with a 9.925.



*The 2004 Bruins (back row, l-r) - Aimee Walker, Ashley Peckett, Holly Murdock, Ashley Martin, Michelle Selesky. (middle row, l-r) - Jamie Williams, Christie Tedmon, Lori Winn, Kisha Auld, Jennifer Sutton, Kate Richardson, Courtney Walker. (front row, l-r) - Trishna Patel, Yvonne Tousek, Kristen Maloney, Jamie Dantzcher, Jeanette Antolin, Christy Erickson.*

"This championship is especially special," said UCLA head coach Valorie Kondos Field. "First of all, it wasn't easy this year. We had to come out and work hard all season."

"We may have lost meets early on, but we put our egos aside. We trained hard, and we eventually came out on top."

## 2010

UCLA closed its near-perfect run in postseason competition with a dominating 24-for-24 performance at the NCAA Super Six Team Championships, winning its sixth NCAA title at the site of its first, Gainesville, FL. In the team finals, the Bruins hit every routine without any major mistakes and outscored their nearest competitor by nearly half a point, recording 197.725 to runner-up Oklahoma's 197.25.

The Bruins entered the Championships as the No. 1 seed after dominating performances at Pac-10s and Regionals. But going in as the favorite seemed to put a bit of extra weight on the team, who competed tight during its first two events at the NCAA Preliminaries. At the halfway mark, UCLA was tied for third but used meet-best scores of 49.375 on floor and 49.4 on vault to power ahead of the field in the final two rotations, finishing with a first-place mark of 196.875.

There was no tightness from the Bruins at the Super Six, where UCLA took the lead in rotation one and never relinquished it.

The Bruins got off to a great start on vault in rotation one, scoring 49.475 on the strength of career-highs from Monique De La Torre (9.85 leadoff score) and Brittani McCullough (9.95) and a 9.925 from Vanessa Zamarripa. A 49.325 on uneven bars helped to maintain UCLA's lead at the halfway mark, heading into beam, the team's nemesis earlier in the season. The Bruins showed how far they had come from the beginning of the year, hitting all six routines for scores of 9.8 or better. Leadoff competitor Anna Li started with a 9.875, followed by a 9.9 from Elyse Hopfner-Hibbs. Niki Tom delivered another strong routine with a 9.8, followed by a 9.85 from Aisha Gerber and a 9.9 from Zamarripa. Mizuki Sato closed the set with a 9.85, bringing the Bruins' beam score to 49.375 and their three-event total to 148.175, .275 ahead of Alabama and 49.1 points away from a sixth national title.

On floor exercise in the final rotation, Tauny Frattone led off with one of her best performances of the year, scoring 9.875. After a 9.725 from Tom, Zamarripa and Li each hit 9.9s, leaving it up to Mc-



*The 2010 Bruins (back row, l-r) - Tauny Frattone, Tiffany Hyland, Lichelle Wong, Danielle Greig, Marci Bernholtz, Brittani McCullough, Courtney Shannon, Kaelie Baer, Aisha Gerber. (front row, l-r) - Allison Taylor, Vanessa Zamarripa, Talia Kushynski, Monique De La Torre, Anna Li, Elyse Hopfner-Hibbs, Niki Tom, Mizuki Sato, Alyssa Pritchett.*

Cullough or Hopfner-Hibbs to score 9.7 or better to clinch the title. McCullough had the first attempt and clinched it with a career-high tying 9.925. Hopfner-Hibbs' 9.95 was just icing on the cake and helped bump the Bruins' final floor total to a season-high 49.55 and its team final score to 197.725.

The victories kept coming at Event Finals, where Zamarripa won the vault title and McCullough claimed the floor crown. Zamarripa averaged 9.925 on her two vaults, scoring 9.95 on a stuck Yurchenko layout full and 9.9 on a Yurchenko half on, front layout half, the most difficult vault done in the competition. McCullough earned a 10.0 from one of the six judges on her floor routine and finished with an average score of 9.9375, just above her career-high mark of 9.925.

# UCLA at the NCAA Championships

## 2012 at Duluth, Ga.

### Team Standings

1.	Alabama	197.850
2.	Florida	197.775
3.	UCLA	197.750
4.	Stanford	197.500
5.	Utah	197.375
6.	Arkansas	196.300

### Individual Events

3.	Olivia Courtney (UB)	9.8875
5.	Vanessa Zamarripa (UB)	9.8500
6t.	Aisha Gerber (UB)	9.8250
7t.	Samantha Peszek (BB)	9.8500
11.	Elyse Hopfner-Hibbs (BB)	9.7750
2t.	Elyse Hopfner-Hibbs (FX)	9.9375
6t.	Vanessa Zamarripa (FX)	9.9000

## 2011 at Cleveland, Ohio

### Team Standings

1.	Alabama	197.650
2	UCLA	197.375
3	Oklahoma	197.250
4	Nebraska	196.725
5	Utah	196.500
6	Michigan	196.425

### Individual Events

5t.	Elyse Hopfner-Hibbs (AA)	39.375
16.	Brittani McCullough (V)	9.6125
3t.	Monique De La Torre (UB)	9.8625
14.	Elyse Hopfner-Hibbs (UB)	9.7500
<b>1.</b>	<b>Samantha Peszek (BB)</b>	<b>9.900</b>
2t.	Aisha Gerber (BB)	9.8875
2t.	Brittani McCullough (FX)	9.9000

## 2010 Gainesville, Fla.

### Team Standings

<b>1.</b>	<b>UCLA</b>	<b>197.725</b>
2.	Oklahoma	197.250
3.	Alabama	197.225
4.	Stanford	197.100
5.	Florida	197.000
6.	Utah	196.225

### Individual Events

7t.	Vanessa Zamarripa (AA)	39.425
<b>1.</b>	<b>Vanessa Zamarripa (V)</b>	<b>9.925</b>
8.	Elyse Hopfner-Hibbs (V)	9.7813
14.	Anna Li (V)	9.6688
7.	Anna Li (UB)	9.875
<b>1.</b>	<b>Brittani McCullough (FX)</b>	<b>9.9375</b>
7t.	Vanessa Zamarripa (FX)	9.875

## 2009 at Lincoln, Neb.

### Team Standings

1.	Georgia	197.875
2.	Alabama	197.575
3.	Utah	197.425
4.	Florida	196.725
5.	Arkansas	196.475
6.	LSU	196.375
7.	UCLA	196.625 (prelims)

### Individual Events

3.	Vanessa Zamarripa (AA)	39.575
4t.	Ariana Berlin (AA)	39.525
7.	Elyse Hopfner-Hibbs (AA)	39.475
8t.	Vanessa Zamarripa (V)	9.7813
5t.	Ariana Berlin (UB)	9.8875
11.	Vanessa Zamarripa (BB)	9.7625
6t.	Vanessa Zamarripa (FX)	9.8625
8.	Brittani McCullough (FX)	9.8500

## 2008 at Athens, Ga.

### Team Standings

1.	Georgia	197.450
2.	Utah	197.125
3.	Stanford	196.750
4.	Florida	196.700

5.	LSU	196.350
6.	Alabama	196.125
7.	UCLA	196.725 (prelims)

### Individual Events

<b>1.</b>	<b>Tasha Schwikert (AA)</b>	<b>39.600</b>
8.	Tasha Schwikert (V)	9.5625
9.	Kristina Comfote (V)	9.4500
<b>1.</b>	<b>Tasha Schwikert (UB)</b>	<b>9.9375</b>
2t.	Kristina Comfote (UB)	9.900
15.	Anna Li (UB)	9.8125
2.	Tasha Schwikert (FX)	9.9500

## 2007 at Salt Lake City, Utah

### Team Standings

1.	Georgia	197.850
2.	Utah	197.250
3.	Florida	197.225
4.	UCLA	196.925
5.	Stanford	196.825
6.	Nebraska	195.975

### Individual Events

4t.	Anna Li (AA)	39.400
2t.	Tasha Schwikert (UB)	9.9125
9.	Anna Li (BB)	9.7875

## 2006 at Corvallis, Ore.

### Team Standings

1.	Georgia	197.750
2.	Utah	196.800
3.	Alabama	196.725
4.	Florida	196.275
5.	Nebraska	196.175
6.	Iowa State	194.725

### Individual Events

6.	Kristina Comfote (AA)	39.400
2.	Kristina Comfote (V)	9.9000
3.	Kate Richardson (V)	9.8313
<b>1.</b>	<b>Kate Richardson (FX)</b>	<b>9.9500</b>

## 2005 at Auburn, Ala.

### Team Standings

1.	Georgia	197.825
2.	Alabama	197.400
3.	Utah	197.275
4.	UCLA	197.150
5.	Michigan	196.575
6.	Nebraska	196.425

### Individual Events

<b>1.</b>	<b>Tasha Schwikert (AA)</b>	<b>39.725</b>
2.	Kristen Maloney (AA)	39.625
<b>1.</b>	<b>Kristen Maloney (V)</b>	<b>9.9375</b>
3t.	Tasha Schwikert (UB)	9.8875
<b>1.</b>	<b>Kristen Maloney (BB)</b>	<b>9.9375</b>
4.	Kate Richardson (BB)	9.9000
5t.	Tasha Schwikert (BB)	9.8625
11.	Kristen Maloney (FX)	9.7625
12.	Kate Richardson (FX)	9.3375

## 2004 at Los Angeles, Calif.

### Team Standings

<b>1.</b>	<b>UCLA</b>	<b>198.125</b>
2.	Georgia	197.200
3t.	Alabama	197.125
3t.	Stanford	197.125
5.	Florida	196.800
6.	Utah	195.775

### Individual Events

2t.	Jeanette Antolin (AA)	39.600
4t.	Kate Richardson (AA)	39.575
8t.	Kristen Maloney (AA)	39.525
9.	Kate Richardson (V)	9.5875
2.	Kristen Maloney (UB)	9.9375
3.	Kate Richardson (UB)	9.900
4t.	Jeanette Antolin (UB)	9.8875
12.	Jamie Dantzscher (UB)	9.7375

5.	Yvonne Tousek (BB)	9.875
3t.	Jeanette Antolin (FX)	9.900

## 2003 at Lincoln, Neb.

### Team Standings

<b>1.</b>	<b>UCLA</b>	<b>197.825</b>
2.	Alabama	197.275
3.	Georgia	197.150
4.	Nebraska	197.125
5.	Michigan	196.050
6.	Utah	195.300

### Individual Events

2.	Jamie Dantzscher (AA)	39.650
3.	Kate Richardson (AA)	39.525
2.	Jamie Dantzscher (V)	9.925
5.	Jeanette Antolin (V)	9.8815
7.	Onnie Willis (V)	9.8435
<b>1t.</b>	<b>Jamie Dantzscher (UB)</b>	<b>9.900</b>
<b>1t.</b>	<b>Kate Richardson (UB)</b>	<b>9.900</b>
4t.	Yvonne Tousek (UB)	9.850
4t.	Jeanette Antolin (UB)	9.850
<b>1.</b>	<b>Kate Richardson (BB)</b>	<b>9.938</b>
2.	Jamie Dantzscher (FX)	9.938
5t.	Kate Richardson (FX)	9.887
8.	Onnie Willis (FX)	9.863

## 2002 at Tuscaloosa, Ala.

### Team Standings

1.	Alabama	197.575
2.	Georgia	197.250
3.	UCLA	197.150
4.	Utah	196.950
5.	Nebraska	196.425
6.	Stanford	196.025

### Individual Events

<b>1.</b>	<b>Jamie Dantzscher (AA)</b>	<b>39.675</b>
8t.	Onnie Willis (AA)	39.425
<b>1.</b>	<b>Jamie Dantzscher (V)</b>	<b>9.9565</b>
2.	Doni Thompson (UB)	9.912
3.	Onnie Willis (UB)	9.900
5t.	Yvonne Tousek (UB)	9.863
5t.	Jamie Dantzscher (UB)	9.863
7t.	Alyssa Beckerman (BB)	9.825
13.	Jamie Dantzscher (BB)	9.425
<b>1t.</b>	<b>Jamie Dantzscher (FX)</b>	<b>9.950</b>
6t.	Onnie Willis (FX)	9.900

## 2001 at Athens, Ga.

### Team Standings

<b>1.</b>	<b>UCLA</b>	<b>197.575</b>
2.	Georgia	197.400
3.	Michigan	197.275
4.	Alabama	196.550
5.	Nebraska	196.025
6.	Utah	195.950

### Individual Events

<b>1t.</b>	<b>Onnie Willis (AA)</b>	<b>39.525</b>
3t.	Mohini Bhardwaj (AA)	39.475
3t.	Yvonne Tousek (AA)	39.475
4.	Kristin Parker (V)	9.83125
<b>1.</b>	<b>Yvonne Tousek (UB)</b>	<b>9.938</b>
2.	Onnie Willis (UB)	9.912
5.	Mohini Bhardwaj (UB)	9.887
6t.	Doni Thompson (UB)	9.850
3t.	Kristen Maloney (BB)	9.900
10.	Yvonne Tousek (BB)	9.750
11.	Yvonne Tousek (BB)	9.6875
<b>1.</b>	<b>Mohini Bhardwaj (FX)</b>	<b>9.963</b>
2.	Jamie Dantzscher (FX)	9.950
5.	Onnie Willis (FX)	9.900

## 2000 at Boise, Idaho

### Team Standings

<b>1.</b>	<b>UCLA</b>	<b>197.300</b>
2.	Utah	196.875
3.	Georgia	196.800
4.	Nebraska	196.725



# UCLA at the NCAA Championships

5.	Alabama	196.500
6.	Michigan	195.725

## Individual Events

2.	Mohini Bhardwaj (AA)	39.575
4.	Heidi Moneymaker (AA)	39.550
5.	Lena Degteva (AA)	39.500
10.	Kristin Parker (AA)	39.275
4.	Heidi Moneymaker (V)	9.8375
5.	Onnie Willis (V)	9.8065
5.	Mohini Bhardwaj (V)	9.8065
<b>1.</b>	<b>Mohini Bhardwaj (UB)</b>	<b>9.950</b>
3.	Lena Degteva (UB)	9.888
10.	Heidi Moneymaker (UB)	9.325
<b>1.</b>	<b>Lena Degteva (BB)</b>	<b>9.913</b>
2.	Mohini Bhardwaj (BB)	9.900
5.	Heidi Moneymaker (FX)	9.875

## 1999 at Salt Lake City, Utah

### Team Standings

1.	Georgia	196.850
2.	Michigan	196.550
3.	Alabama	195.950
4.	Arizona State	195.900
5.	UCLA	195.850
6.	Nebraska	194.800

### Individual Events

3.	Heidi Moneymaker (AA)	39.550
6t.	Lena Degteva (AA)	39.375
10.	Kiralee Hayashi (AA)	39.300
<b>1.</b>	<b>Heidi Moneymaker (V)</b>	<b>9.8625</b>
6.	Luisa Portocarrero (V)	9.7750
9.	Lena Degteva (V)	9.7375
13.	Kiralee Hayashi (V)	9.4750
4t.	Lena Degteva (UB)	9.900
8t.	Mohini Bhardwaj (UB)	9.875
12.	Heidi Moneymaker (UB)	9.375
<b>1t.</b>	<b>Kiralee Hayashi (BB)</b>	<b>9.900</b>
13t.	Heidi Moneymaker (BB)	9.200
4t.	Kiralee Hayashi (FX)	9.850
12.	Heidi Moneymaker (FX)	9.450

## 1998 at Los Angeles, Calif.

### Team Standings

1.	Georgia	197.725
2.	Florida	196.350
3.	Alabama	196.300
4.	Utah	196.025
5.	UCLA	195.750
6.	Arizona State	195.450

### Individual Events

5.	Kiralee Hayashi (AA)	39.400
8t.	Heidi Moneymaker (AA)	39.350
7.	Mohini Bhardwaj (V)	9.5625
<b>1.</b>	<b>Heidi Moneymaker (UB)</b>	<b>9.950</b>
4t.	Mohini Bhardwaj (UB)	9.850
8t.	Kiralee Hayashi (UB)	9.775
<b>1t.</b>	<b>Stella Umeh (FX)</b>	<b>9.950</b>

## 1997 at Gainesville, Fla.

### Team Standings

<b>1.</b>	<b>UCLA</b>	<b>197.150</b>
2.	Arizona State	196.850
3.	Georgia	196.600
4.	Michigan	196.500
5.	Florida	196.425
6.	Nebraska	195.250

### Individual Events (Top 10)

4t.	Leah Homma (AA)	39.425
5.	Lena Degteva (V)	9.8125
10.	Amy Smith (V)	9.2375
5.	Leah Homma (BB)	9.825
8.	Amy Smith (FX)	9.800

## 1996 at Tuscaloosa, Ala.

### Team Standings

1.	Alabama	198.025
2.	UCLA	197.475

3.	Georgia	196.775
	Utah	196.775
5.	Oregon State	196.525
6.	Michigan	196.375

### Individual Events (Top 10)

4t.	Stella Umeh (UB)	9.900
2t.	Stella Umeh (BB)	9.900
6.	Luisa Portocarrero (BB)	9.825

## 1995 at Athens, Ga.

### Team Standings

1.	Utah	196.650
2.	Alabama	196.425
	Michigan	196.425
4.	UCLA	196.150
5.	Georgia	196.075
6.	Oregon State	194.850

### Individual Events (Top 10)

3t.	Stella Umeh (AA)	39.400
6t.	Stella Umeh (UB)	9.850
9t.	Leah Homma (UB)	9.325
2t.	Stella Umeh (BB)	9.900
<b>1t.</b>	<b>Stella Umeh (FX)</b>	<b>9.950</b>
6.	Kareema Marrow (FX)	9.900
9t.	Amy Smith (FX)	9.850

## 1994 at Salt Lake City, Utah

### Team Standings

1.	Utah	196.400
2.	Alabama	196.350
3.	Georgia	195.850
4.	Michigan	195.150
5.	UCLA	194.975
6.	Florida	194.850

### Individual Events (Top 10)

5.	Kareema Marrow (AA)	39.175
9.	Karen Nelson (V)	9.5375

## 1993 at Corvallis, Ore.

### Team Standings

1.	Georgia	198.000
2.	Alabama	196.825
3.	Utah	195.825
4.	UCLA	194.925
5.	Auburn	194.725
6.	Arizona	194.075

### Individual Events (Top 10)

10t.	Kareema Marrow (AA)	39.10
7.	Kareema Marrow (V)	9.7875
6t.	Carol Ulrich (BB)	9.750
9.	Paula Rasmussen (BB)	9.675

## 1992 at St. Paul, Minn.

### Team Standings

1.	Utah	195.650
2.	Georgia	194.600
3.	Alabama	193.350
4.	Penn State	192.775
5.	Arizona	191.950
6.	Oregon State	191.375
7.	Arizona State	191.025
8.	California	190.725
9.	UCLA	189.825
10.	Stanford	189.100
11.	Florida	188.725
12.	BYU	187.775

## 1991 at Tuscaloosa, Ala.

### Team Standings

1.	Alabama	195.125
2.	Utah	194.375
3.	Georgia	193.375
4.	Oregon State	192.350
5.	Penn State	190.950
6.	Florida	189.700
7.	LSU	188.600

Tanya Service



8.	BYU	187.700
9.	Arizona State	187.650
	Auburn	187.650
11.	Arizona	187.475
12.	Utah State	185.950

## 1990 at Corvallis, Ore.

### Team Standings

1.	Utah	194.900
2.	Alabama	194.575
3.	Georgia	193.225
4.	UCLA	193.100
5.	Nebraska	192.225
6.	LSU	192.100
7.	Oregon State	189.950
8.	Cal State Fullerton	189.700
9.	Towson State	187.975
10.	Florida	187.175
	Arizona	187.175
12.	Ohio State	183.650

### Individual Events (Top 10)

5t.	Carol Ulrich (AA)	38.950
5t.	Jill Andrews (AA)	38.950
3.	Jill Andrews (V)	9.825
2t.	Carol Ulrich (BB)	9.825

## 1989 at Athens, Ga.

### Team Standings

1.	Georgia	192.65
2.	UCLA	192.60
3.	Alabama	192.10
4.	Nebraska	190.80
5.	Utah	190.20
6.	Cal State Fullerton	189.45
7.	Arizona State	187.90
	Oregon State	187.90
9.	Oklahoma	187.05
10.	Florida	187.00
11.	Arizona	186.50
12.	Ohio State	186.40

### Individual Events (Top 10)

2t.	Tanya Service (AA)	38.70
4t.	Jill Andrews (AA)	38.65
7t.	Kim Hamilton (AA)	38.50
<b>1.</b>	<b>Kim Hamilton (V)</b>	<b>9.750</b>
2.	Jill Andrews (V)	9.700
3t.	Tanya Service (V)	9.675
7.	Shawn McGinnis (V)	9.375
4t.	Tanya Service (UB)	9.750
<b>1t.</b>	<b>Jill Andrews (BB)</b>	<b>9.800</b>
<b>1t.</b>	<b>Kim Hamilton (FX)</b>	<b>9.900</b>
4t.	Tanya Service (FX)	9.800
6.	Shawn McGinnis (FX)	9.550

# UCLA at the NCAA Championships

## 1988 at Salt Lake City, Utah

### Team Standings

1.	Alabama	190.05
2.	Utah	189.50
3.	UCLA	188.80
4.	LSU	187.90
5.	Georgia	186.80
6.	Florida	186.65
7.	Oregon State	186.50
8.	Arizona State	185.10
9.	Arizona	184.00
10.	Nebraska	183.55
11.	Penn State	179.70
12.	Michigan State	178.80

### Individual Events (Top 10)

2.	Jill Andrews (AA)	38.20
3.	Kim Hamilton (AA)	38.15
1.	<b>Jill Andrews (V)</b>	<b>9.625</b>
2t.	Amy Lucena (V)	9.575
6t.	Kim Hamilton (UB)	9.50
1.	<b>Kim Hamilton (FX)</b>	<b>9.80</b>
8t.	Renee Kelly (FX)	9.50

## 1987 at Salt Lake City, Utah

### Team Standings

1.	Georgia	187.90
2.	Utah	187.55
3.	UCLA	187.00
4.	Alabama	186.60
5.	Arizona State	184.00
6.	Florida	183.80
7.	LSU	181.50
8.	Ohio State	180.20
9.	Washington	179.85
10.	Nebraska	179.50
11.	Arizona	179.45
12.	Oregon State	174.50

### Individual Events (Top 10)

8t.	Jill Andrews (AA)	37.40
3.	Tanya Service (V)	9.40
4.	Jill Andrews (V)	9.325
5.	Amy Lucena (V)	9.300
3.	Birgit Schier (UB)	9.60
1.	<b>Kim Hamilton (FX)</b>	<b>9.80</b>
5.	Tanya Service (FX)	9.55

## 1986 at Gainesville, Fla.

### Team Standings

1.	Utah	186.95
2.	Arizona State	186.70
3.	Alabama	186.35
4.	Georgia	185.45
5.	Cal State Fullerton	185.00
6.	Penn State	182.70
7.	UCLA	181.70
8.	Florida	181.30
9.	LSU	180.55
10.	Ohio State	177.80

### Individual Events (Top 10)

4.	Gigi Zosa (AA)	37.65
2.	Gigi Zosa (UB)	9.60
2.	Gigi Zosa (BB)	9.65

## 1985 at Salt Lake City, Utah

### Team Standings

1.	Utah	188.35
2.	Arizona State	186.60
3.	Florida	184.30
4.	Alabama	184.05
5.	Cal State Fullerton	183.50
6.	Oregon State	183.15
7.	Georgia	180.90
8.	Ohio State	179.75
9.	Penn State	179.00
10.	Oklahoma	177.40

## UCLA's Regional Champions

### Team

2012	197.225
2011	197.425
2010	197.825
2007	195.975
2005	197.025
2004	197.325
2003	197.700
2002	197.425
2001	197.775
2000	197.025
1999	197.025
1997	196.300
1996	195.450
1995	195.950
1994	194.300
1993	194.100
1990	192.150
1989	193.250
1987	190.750
1982	144.750

### All-Around

2011	Olivia Courtney
2010	Vanessa Zamarripa
2007	Tasha Schwikert
2006	Kate Richardson
2005	Tasha Schwikert
2004	Jeanette Antolin
2003	Jamie Dantzsch
2002	Jamie Dantzsch
2001	Mohini Bhardwaj
2000	Mohini Bhardwaj
1999	Heidi Moneymaker
1995	Kareema Marrow
1993	Kareema Marrow
1990	Jill Andrews
1989	Kim Hamilton
1988	Kim Hamilton
1987	Kim Hamilton
1982	Sharon Shapiro

### Vault

2011	Samantha Peszek
2011	Tauny Frattone

2010	Anna Li
2006	Tasha Schwikert
2005	Kristen Maloney
2004	Tasha Schwikert
2004	Jeanette Antolin
2002	Kristen Maloney
2002	Jeanette Antolin
2002	Jamie Dantzsch
2001	Kristin Parker
1997	Yvonne Tousek
2000	Onnie Willis
2000	Lena Degteva
1997	Amy Smith
1996	Dee Fischer
1994	Karen Nelson
1993	Kareema Marrow
1990	Jill Andrews
1989	Jill Andrews
1988	Jill Andrews
1987	Tanya Service

### Uneven Bars

2012	Vanessa Zamarripa
2010	Anna Li
2009	Anna Li
2008	Anna Li
2007	Anna Li
2006	Kate Richardson
2005	Tasha Schwikert
2004	Jeanette Antolin
2003	Jamie Dantzsch
2002	Jamie Dantzsch
2001	Mohini Bhardwaj
2000	Mohini Bhardwaj
1997	Lena Degteva
1997	Heidi Moneymaker
1994	Leah Homma
1988	Kim Hamilton
1987	Birgit Schier
1986	Tanya Service
1984	Tracy Curtis

### Balance Beam

2011	Elyse Hopfner-Hibbs
2008	Kristina Comforte

2007	Anna Li
	Tasha Schwikert
2006	Kate Richardson
2005	Kristen Maloney
2004	Jeanette Antolin
	Kristen Maloney
2003	Jamie Dantzsch
	Kate Richardson
2002	Alyssa Beckerman
2001	Mohini Bhardwaj
2000	Mohini Bhardwaj
1997	Lena Degteva
1996	Luisa Portocarrero
1995	Stella Umeh
1990	Jill Andrews
1989	Tanya Service
1988	Jill Andrews
1983	Tracy Curtis

### Floor Exercise

2012	Elyse Hopfner-Hibbs
2011	Brittani McCullough
2010	Brittani McCullough
2007	Tasha Schwikert
2006	Kate Richardson
2005	Kristen Maloney
	Tasha Schwikert
2003	Jamie Dantzsch
2002	Jamie Dantzsch
2001	Mohini Bhardwaj
2000	Heidi Moneymaker
1996	Amy Smith
1995	Kareema Marrow
	Stella Umeh
1992	Amy Thorne
1990	Jill Andrews
	Renee Kelly
	Carol Ulrich
1989	Tanya Service
	Kim Hamilton
1988	Kim Hamilton
1987	Kim Hamilton
1986	Amy Lucena

## 1984 at Los Angeles, Calif.

### Team Standings

1.	Utah	186.05
2.	UCLA	185.55
3.	Cal State Fullerton	183.90
4.	Arizona State	183.65
5.	Florida	182.20
6.	Alabama	180.80
7.	Penn State	179.45
8.	Washington	178.55
9.	Georgia	177.60
10.	Arizona	176.90

### Individual Events (Top 10)

7.	Donna Kemp (AA)	37.35
2.	Rhonda Schwandt (V)	9.325
7t.	Karen McMullin (UB)	9.50
9.	Donna Kemp (UB)	9.45
4t.	Donna Kemp (BB)	9.40
7t.	Karen McMullin (BB)	9.20
9.	Trina Tinti (FX)	8.95

## 1983 at Salt Lake City, Utah

### Team Standings

1.	Utah	184.65
2.	Arizona State	183.30
3.	Cal State Fullerton	179.25
4.	Alabama	179.05
5.	Florida	177.85
6.	UCLA	177.80
	LSU	177.80

8.	Ohio State	176.65
9.	Oregon State	173.55
10.	Nebraska	165.55

### Individual Events (Top 10)

8.	Donna Kemp (AA)	36.60
----	-----------------	-------

## 1982 at Salt Lake City, Utah

### Team Standings

1.	Utah	148.60
2.	Cal State Fullerton	144.10
3.	Penn State	143.10
4.	Oregon State	143.00
5.	Arizona State	142.95
6.	UCLA	142.40
7.	Florida	140.90
8.	Nebraska	138.10
9.	Oklahoma State	137.20
10.	Michigan	136.90

### Individual Events (Top 10)

6.	Sharon Shapiro (AA)	36.65
2.	Sharon Shapiro (V)	18.32
6.	Anne Kitabayashi (UB)	16.75
4.	Sharon Shapiro (BB)	18.00

# UCLA's Individual National Champions

UCLA has captured 39 national individual titles since 1980, including 24 in the last 15 years. Thirty-one of those titles are NCAA championships, and UCLA ranks No. 2 in the nation in all-time NCAA individual titles.

Bruin gymnasts have not only won national titles, but many have done it in record fashion. Sharon Shapiro won UCLA's first-ever national title and made history at the 1980 AIAW Championships by becoming the first collegiate woman to sweep all four events and the all-around. No gymnast has duplicated that feat since.

Kim Hamilton became UCLA's first-ever NCAA champion when she took home the floor exercise crown, the first of an unprecedented three consecutive from 1987-1989. In 1998, Heidi Moneymaker became UCLA's first-ever NCAA bars champion, and in 2001, Onnie Willis was crowned all-around champion, the first for a Bruin at the NCAA Championships. Jamie Dantzscher in 2002 won three titles, becoming the first gymnast in seven years to win as many in one season. Tasha Schwikert became the first UCLA gymnast to win multiple NCAA all-around titles (in 2005 and 2008) and the first in NCAA history to win as both a freshman and a senior.




*Sharon Shapiro*  
1980 Vault, Bars, Beam, Floor, All-Around (AIAW)  
1981 Vault, All-Around (AIAW)



*Diane Dovas*  
1981 Bars (AIAW)



*Kim Hamilton*  
1987, 1988, 1989 Floor  
1989 Vault



*Jill Andrews*  
1988 Vault, 1989 Beam

## UCLA's Individual National Champions


1980	Sharon Shapiro	AA V UB BB FX
1981	Sharon Shapiro	AA V
	Diane Dovas	UB
1987	Kim Hamilton	FX
1988	Jill Andrews	V
	Kim Hamilton	FX
1989	Kim Hamilton	V FX BB
	Jill Andrews	BB
1995	Stella Umeh	FX
1998	Heidi Moneymaker	UB
	Stella Umeh	FX
1999	Heidi Moneymaker	V
	Kiralee Hayashi	BB
2000	Mohini Bhardwaj	UB
	Lena Degteva	BB
2001	Onnie Willis	AA
	Yvonne Tousek	UB
	Mohini Bhardwaj	FX
2002	Jamie Dantzscher	AA V FX UB BB
2003	Jamie Dantzscher	UB
	Kate Richardson	BB
2005	Tasha Schwikert	AA V BB
	Kristen Maloney	BB
2006	Kate Richardson	FX
2008	Tasha Schwikert	AA UB
2010	Vanessa Zamarripa	V
	Brittani McCullough	FX
2011	Samantha Peszek	BB



*Stella Umeh*  
1995, 1998 Floor



*Heidi Moneymaker*  
1998 Bars, 1999 Vault




*Kiralee Hayashi*  
1999 Beam



# UCLA's Individual National Champions




*Lena Degteva  
2000 Beam*



*Mohini Bhardwaj  
2000 Bars, 2001 Floor*



*Yvonne Tousek  
2001 Bars*



*Onnie Willis  
2001 All-Around*



*Jamie Dantzcher  
2002 All-Around, Vault, Floor  
2003 Bars*



*Kate Richardson  
2003 Bars, Beam  
2006 Floor*



*Tasha Schwikert  
2005 All-Around  
2008 All-Around, Bars*



*Kristen Maloney  
2005 Vault, Beam*



*Vanessa Zamarripa  
2010 Vault*



*Brittani McCullough  
2010 Floor*



*Samantha Peszek  
2011 Beam*